



- Pronunciation is learned by combining diphthongs with intonations
- The combining system of diphthongs and intonations is easily learned through pictures

Front Cover

Back Cover

Introduction

Preview

Study

Stickers

Improvement

Pronunciation

Challenge

Writing  
and  
Play



Diphthongs are perfectly learned while following the maze in the picture

Front Cover

Back Cover

Introduction

Preview

Study

Stickers

Improvement


Pronunciation


Challenge


Writing  
and  
Play


## Level 1 Booklet 3 Filling the Refrigerator Game

**Writing** Write the words you have learned.

 bōluó  
菠萝

 píngguǒ  
苹果

 miànbāo  
面包


 fēngmì  
蜂蜜

Let's play the  
Fill the Refrigerator  
game

**Answer**

Practice what you've learned  
in the Refrigerator game  
pages 8-9

L1-3 15



a line for folding inward  
a line for folding outward

- Pronunciation and words are reinforced by personally writing the learned words
- The lesson is completed by practicing pronunciation through fun games

Front Cover

Back Cover

Introduction

Preview

Study


Stickers

Improvement

Pronunciation

Challenge

Writing  
and  
Play



- The meaning of the Chinese is understood and learned more easily through situational pictures
- Chinese is learned in a fun way by repeating after the chants

Front Cover

Back Cover

Introduction

Study

Exercise

Write

Mom and Me

Chinese Culture

Review Chinese


Play and Learn


Sing Together

Tongue Twister  
Game & Answer


**LIANXI** Listen to the CD, and mark the intonations.

**LIANXI** Write the appropriate words in the blanks in Chinese Romanization, and say them out loud.

1  Zhè shì zhuōzi .  
这是桌子。

 Zhè shì shénme?

**LIANXI** Write the appropriate words in the blanks in Chinese Romanization.

 Zhè shì shū,  
Nà shì \_\_\_\_\_.

Nà shì \_\_\_\_\_  
Zhè shì \_\_\_\_\_

Zhè shì \_\_\_\_\_

\_\_\_\_\_ zhuōzi.

Nà shì \_\_\_\_\_

\_\_\_\_\_ zhuōzi.

**Chinese sentences are learned and applied through practice activities in all areas of listening, speaking, reading and writing**

Front Cover

Back Cover

Introduction

Study

Exercise

Write

Mom and Me

Chinese Culture

Review Chinese

Play and Learn

Sing Together

Tongue Twister  
Game & Answer

LIANXI


1. Listen to the CD, look for the appropriate pictures and write down the numbers.



2. Listen to the CD, and mark ✓ in the boxes of the correct pictures.



- Using the following words, make various sentences.



Learners can reinforce the learned contents by listening and practicing making sentences

Front Cover

Back Cover

Introduction

Study

Exercise

Write

Mom and Me

Chinese Culture

Review Chinese

Play and Learn

Sing Together

Tongue Twister  
Game & Answer

**Learn the important word.**

This is a ball.

zhè 这  
this

**Match the pictures with the right words.**

shū 书

qiǎnbǐ 铅笔

yǐzi 椅子

zhuōzi 桌子

**Trace over the words.**

zhuōzi 桌子

yǐzi 椅子

shū 书

qiǎnbǐ 铅笔

**Trace over the sentences.**

Zhè shì zhuōzi.  
这是桌子。

Nà shì yǐzi.  
那是椅子。

Zhè shì shū.  
这是书。

Nà shì qiǎnbǐ.  
那是铅笔。

10 11

Front Cover

Back Cover

Introduction

Study

Exercise

Write

Mom and Me

Chinese Culture

Review Chinese

Play and Learn

Sing Together

Tongue Twister  
Game & Answer

Chinese is learned through personally writing important Chinese characters, words, and sentences



Learners can learn simple Chinese sentences that are most commonly used in everyday life through pictures, then practice them with their parents or teachers

Front Cover

Back Cover

Introduction

Study

Exercise

Write

Mom and Me

Chinese Culture

Review Chinese

Play and Learn


Sing Together

Tongue Twister  
Game & Answer



## Example of Level 2 Booklet 9 (Reinforced set)

\* This set is a reinforced step in every 3 volumes



The contents learned in Booklet 7 is reviewed with friendly alien characters

→ Through iterative learning, learners can remember Chinese sentences more effectively

Front Cover

Back Cover

Introduction

Study

Exercise

Write

Mom and Me

Chinese Culture

Review Chinese

Play and Learn

Sing Together

Tongue Twister  
Game & Answer

**YOU XI!**

By using the following rules, play the pitching pennies game.

**How to play**

1. Toss up a coin. For heads, go forward one. For tails, go forward two.
2. Read out loud.
3. Speak in Chinese.
4. Write it.
5. Toss up again.

12

Level 12

Learners can organize and summarize what they learned by speaking and writing the learned contents through the pitching pennies game

Front Cover

Back Cover

Introduction

Study

Exercise

Write

Mom and Me

Chinese Culture

Review Chinese

Play and Learn

Sing Together

Tongue Twister  
Game & Answer

Sing together  
CHANGEGE 20

**with Activity Paper**

Wǒ shì xuésheng.

1. There are a lot of jobs in the world. Teacher - student - doctor - nurse -  
2. What is in my room? Desk - chair - book - pencil -

I am a teacher. Wǒ shì lǎoshī. I am a student. Wǒ shì xuésheng.  
This is a desk. Zhè shì zhuōzi. That is a chair. Nà shì yǐzi.

He is a doctor. Tā shì yīshēng. She is a nurse. Tā shì hùshì.  
This is a book. Zhè shì shū. That is a pencil. Nà shì qiānbǐ.

There are various jobs in the world. Teacher - student - doctor - nurse -  
There are a lot of things in my room. Desk - chair - book - pencil -

14

Learners will be able to remember and speak Chinese naturally by singing along to fun songs

Front Cover

Back Cover

Introduction

Study

Exercise

Write

Mom and Me

Chinese Culture

Review Chinese

Play and Learn

Sing Together

Tongue Twister  
Game & Answer